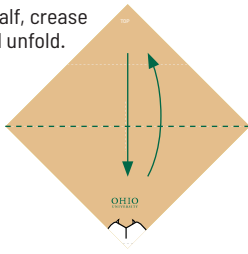
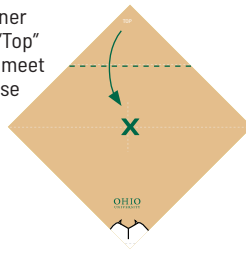


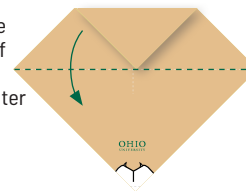
1 Fold in half, crease well, and unfold.




2 Fold corner labeled "Top" down to meet the crease at the center.



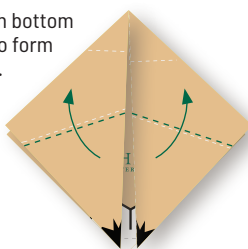
3 Fold the top-half over the center crease.



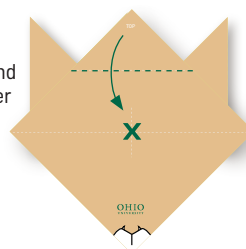
4 Fold top tips down to meet bottom tip.



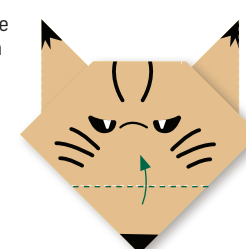
5 Fold both bottom tips up to form the ears.



6 Fold the top tip down, and flip paper over.



7 Fold the bottom tip up.



8 Fold down the nose tip.



